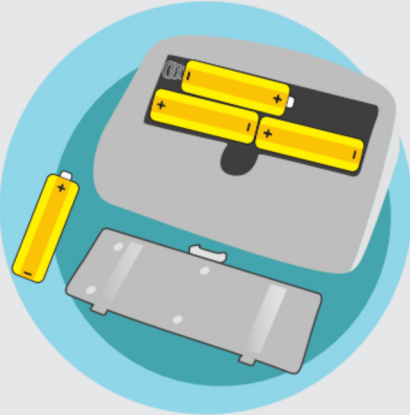


How to use your BP monitor (U807)?

Insert the batter into your device.

4 baterías AA



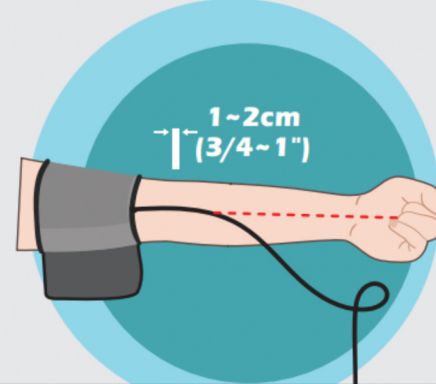
1



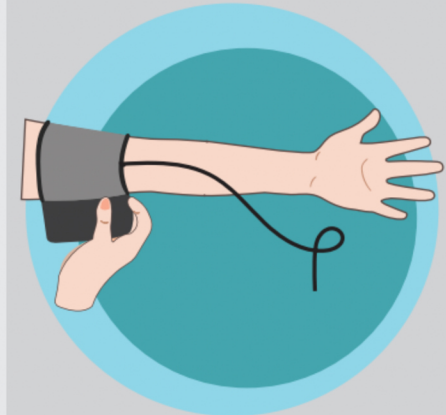
Connect the cuff to the left side of your device

2

Apply the cuff on your left or right upper arm so that the tube is aligned with your middle finger, pointing toward on your lower arm and palm




3



Wrap the cuff firmly in place around your upper arm

4

Support your arm (i.e. resting on a desk with a pillow or book to adjust arm height) so that the middle of the cuff is at heart level.



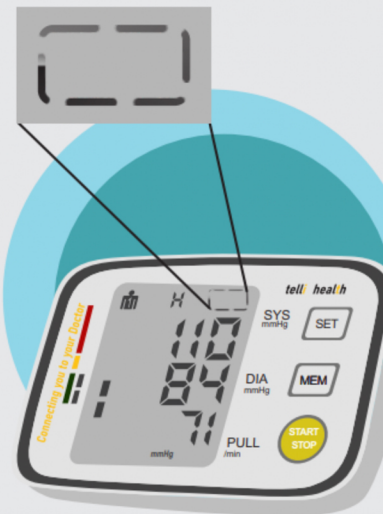
5

Start the measurement on your device



6

Once you get your reading, a rectangular line will pop up



7

Wait until your device shows "End" and it will shut off on its own.



8